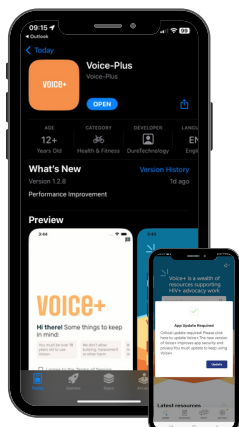


1 DOWNLOAD THE APP



- Download the Voice+ app from your app store using the links & QR codes below; OR
- If you already have the Voice+ app, look out for an **update** notification on your app or app stores.

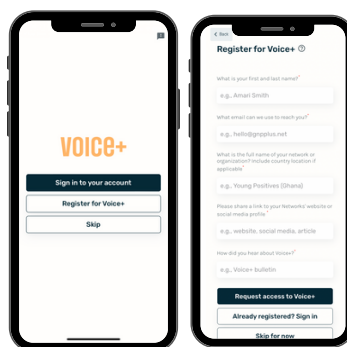


Google Play



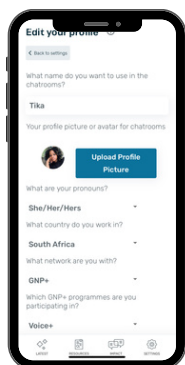
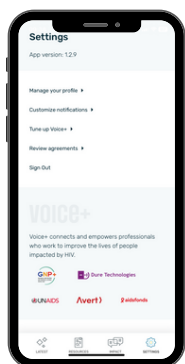
Download on the App Store

2 REGISTER & SIGN IN



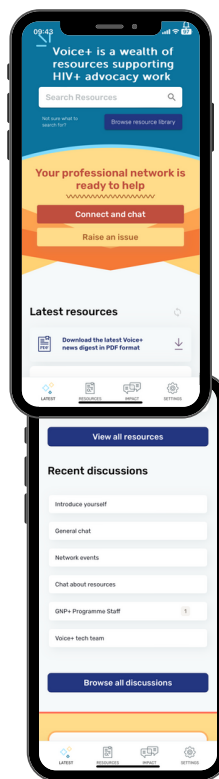
- Request access to Voice+ by **registering** with your full details (including network name).
- **Within 24 hours you will get an email** from Voice+ with your login details (check your spam/junk folders)
- Use those details to sign into the app.
- Update your password and sign in to your app.

3 CREATE YOUR PROFILE



- Now that you're signed in, help us keep the community safe. Go to **Settings > Manage your profile > Edit profile details**. Please complete your profile so we know more about you 😊
- On settings you can also customise notifications, refresh your app, and review the privacy policies.

4 INTRODUCE YOURSELF



- You're all set! Start off by visiting the **Introduce yourself** chatroom and say hello to everyone!
- Welcome to the Voice+ community! We hope you will love this virtual connecting space. Look out for our Q&A webinar coming soon!

If you need support or assistance in accessing Voice+, email us at Voiceplus@gnpplus.net.