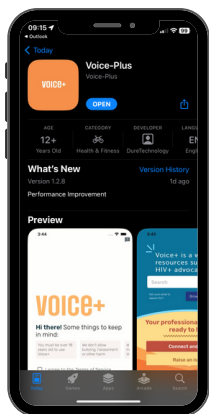


TIPS TO GET STARTED ON

VOICE+

A SHORT GUIDE



- **Download the Voice+** app from your app store using the links & QR codes below; OR
- If you already have the Voice+ app, look out for an **update** notification on your app or app stores.



Google Play



Download on the App Store

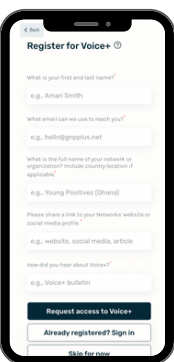


1

First



- Request access to Voice+ by **registering** with your full details (including network name).

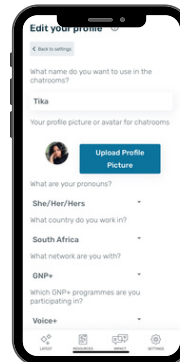


- **within 24 hours you will get an email** from Voice+ with your login details (check your spam/junk folders)
- Use those details to sign into the app.
- Update your password and sign in to your app.

2

Next

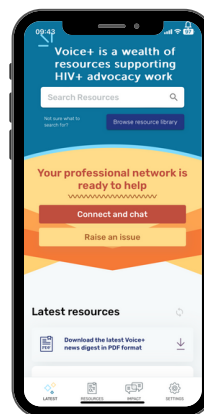
If you need support or assistance in accessing Voice+, email us at **Voiceplus@gnpplus.net**.



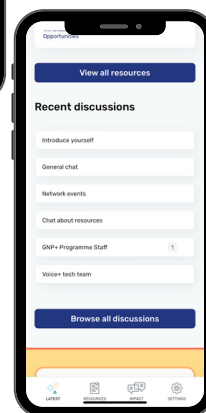
- Now that you're signed in, help us keep the community safe. Go to **Settings** > **Manage your profile** > **Edit profile details**. Please complete your profile so we know more about you 😊
- On settings you can also customise notifications, refresh your app, and review the privacy policies.

3

Then



- You're all set! Start off by visiting the "Introduce yourself" chatroom and say hello to everyone!
- Welcome to the Voice+ community! We hope you will love this virtual connecting space. Look out for our Q&A webinar coming soon!



4

Last

